



Spin-on Filters

Maxiflow Series

MAX 360 l/min - 10 bar



Maxiflow Series

Features & Benefits

Features	Advantages	Benefits
Integrated indicator	Compact and robust durable construction	Easy identification of element status
High quality paint for canisters	Long term protection against corrosion	Improved protection of filter medium
Spin-on filters available for suction and return line filtration	Flexible product offering	Standardisation of components
High quality filter medium	Filter medium suitable for fatigue load due to high frequent flow fluctuation	Extended element life time

Typical Applications

- Telescopic handlers
- Refuse vehicles
- Road sweepers
- Compactors
- Industrial power units
- Grass cutters
- Press brakes

The Parker Filtration Maxiflow Full Flow Filters for Suction or Return.

Maxiflow type MXA8 and MXA9 feature two integral red/green indicators incorporated into the head. Fitted as standard, they ensure maximum indicator visibility and early warning of filter condition.

Maxiflow type MXA7 features one integral indicator.

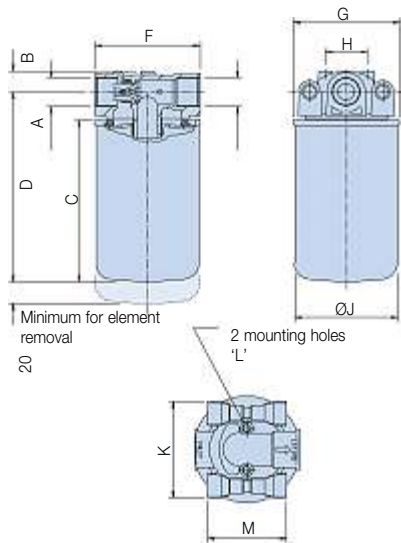


Specification

	Preferred Series MXA	PS Series
Maximum working pressure:	10 bar	10 bar
Filter head material:	Aluminium LM24	Aluminium alloy
Filter bowl material:	Steel	Steel
Seal material:	Nitrile	Buna (nitrile)
Operating temperature range:	-30°C to +90°C	-30°C to +110°C
Bypass:	Return line 1.05 bar Suction line 0.17 bar No bypass option	Return line 1.5 bar Suction line 0.10 bar No bypass option
Fluids:	Mineral oils	Mineral oils
Element media:	Microglass III media Cellulose media	Microglass III media Cellulose media

Installation Details

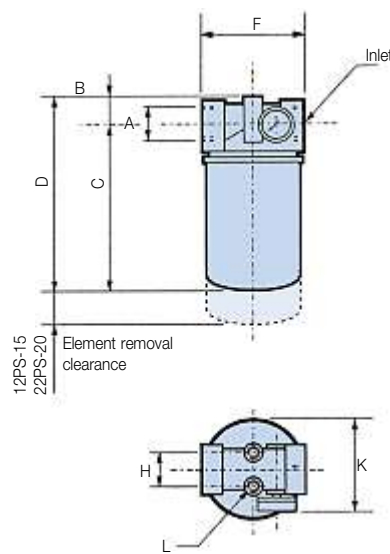
MXA.8/MXA.9***



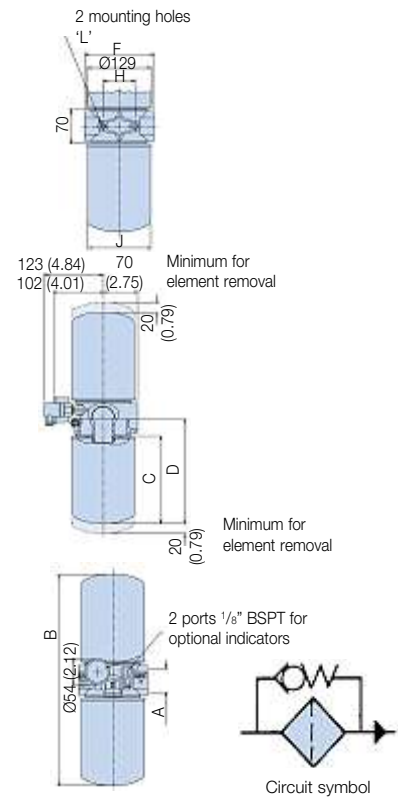
Filter selection

To select the correct filter use the appropriate pressure drop graphs. For details and an example of how to select the correct filter, see next page.

12PS/22PS



MXA.7***



Type	A	B	C	D	F	G	H	J	K	L	M
MXA.8	G ^{3/4}	19 (0.75)	147 (5.79)	173 (6.81)	95 (3.74)	97 (3.82)	38 (1.49)	94 (3.7)	88 (3.46)	M8 x 1.25 x 16 full depth	72 (2.83)
12PS		22 (0.86)	165 (6.49)	187 (7.36)	95 (3.74)	N/A	38 (1.49)	93 (3.66)	107 (4.21)		N/A
MXA.9	G ^{1 1/4}	30 (1.18)	179 (7.04)	213 (8.38)	133 (5.24)	129 (5.08)	50 (1.97)	127 (5.0)	130 (5.12)		72 (2.83)
22PS		28 (1.10)	208 (8.19)	236 (9.29)	133 (5.23)	N/A	50 (1.97)	130 (5.12)	N/A	N/A	
MXA.7	G ^{1 1/2}	430 (16.93)	179 (7.05)	214 (8.42)	140 (5.51)	N/A	65 (2.56)	127 (5.0)	N/A	M10 x 1.5	N/A

Maxiflow Series

Pressure Drop Curves

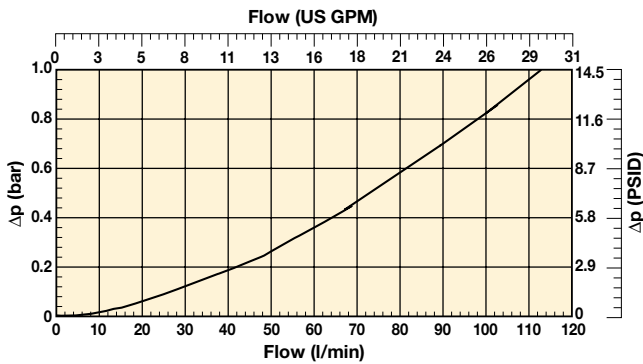
The recommended level of the initial pressure drop for low pressure filters is max 0.5 bar.

If the medium used has a viscosity different from 30cSt, pressure drop over the filter can be estimated as follows:

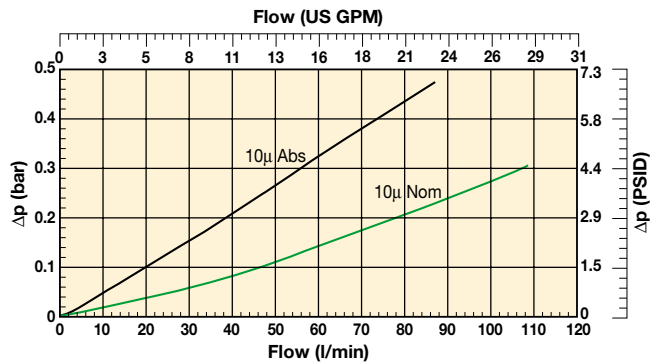
$$\Delta p = (\Delta p_{30} \times \text{viscosity of medium used}) / 30\text{cSt}$$

Maxiflow (MXA.8*** Series) and 12PS Series

Filter Housing

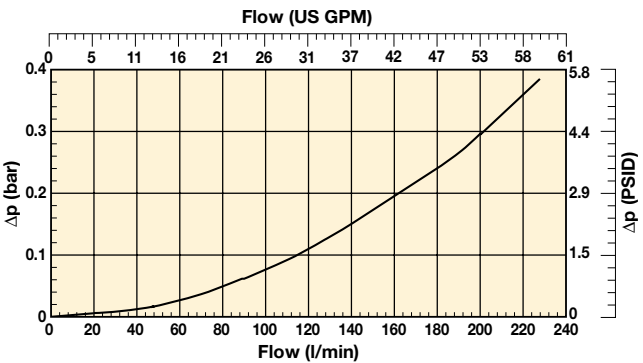


Filter Element

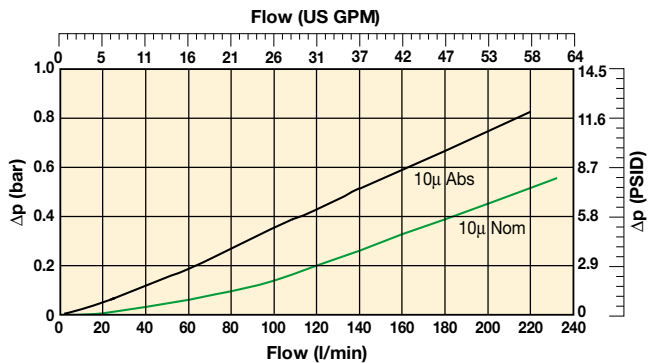


Maxiflow (MXA.9*** Series) and 22PS Series

Filter Housing

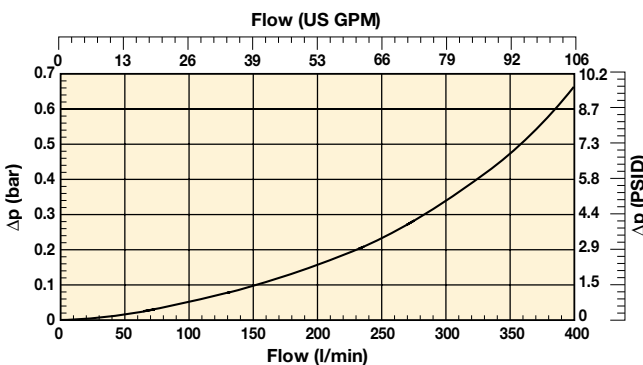


Filter Element

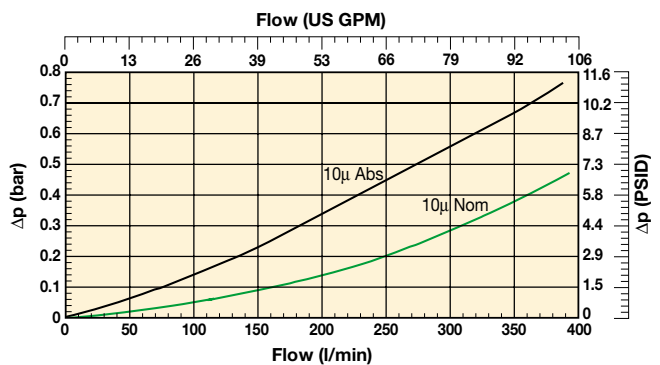


Maxiflow (MXA.7*** Series)

Filter Housing



Filter Element



Note: All above data is calculated at 30cSt Rel density 0.856.

Ordering Information

Type	Part number	Description	MAOP (bar)	Flow (l/min)	Media rating	Ports	Replacement element
------	-------------	-------------	------------	--------------	--------------	-------	---------------------

MXA.8*** & 12PS Return Line Filters

MXA	MXA8551424	Assembly with bypass & dual visual indicators	10	70	10 micron abs.	G ³ / ₄	MXR8550
PS	12PS10BTV1R2B	Assembly with bypass & gauge type visual indicators					
MXA	MXA8511424	Assembly with bypass & dual visual indicators	10	70	10 micron nom.	G ³ / ₄	MX1518410 (x4*)
PS	12PS10CTV1R2B	Assembly with bypass & gauge type visual indicators					
	12PS10CTE2R2B	Assembly with bypass & electrical pressure indicator					
	12PS10CTPR2B	Assembly with bypass & no indicator					

MXA.8*** & 12PS Suction Line Filters

MXA	MXA8511223	Assembly with bypass & dual visual indicators	10	20	10 micron nom.	G ³ / ₄	MX1518410 (x4*)
PS	12PS10CTV1S4B	Assembly with bypass & gauge type visual indicator					
MXA	MXA8510223	Assembly without bypass, with dual visual indicators					
PS	12PS10CTV1SX4B	Assembly without bypass, with gauge type visual indicator					

MXA.9*** & 22PS Return Line Filters

MXA	MXA9561424	Assembly with bypass & dual visual indicators	10	30	3 micron abs.	G1 ¹ / ₄	MXR9560
-----	------------	---	----	----	---------------	--------------------------------	---------

3 Micron abs. filtration for Off-Line and Bypass System Clean Up

Maxiflow 3 micron elements are ideal for off-line or bypass clean up applications. These can be specified for the 9*** and 7*** series return line filters

MXA	MXA9551424	Assembly with bypass & dual visual indicators	10	180	10 micron abs.	G1 ¹ / ₄	MXR9550
PS	22PS10BTV1R2D	Assembly with bypass & gauge type visual indicators					
PS	22PS10BTE2R2D	Assembly with bypass & electrical pressure indicator					
PS	22PS10BTPR2D	Assembly with bypass & no indicator					
MXA	MXA9511424	Assembly with bypass & dual visual indicators	10	180	10 micron nom.	G1 ¹ / ₄	MX1591410 (x4*)
PS	22PS10CTV1R2D	Assembly with bypass & gauge type visual indicator					
PS	22PS10CTE2R2D	Assembly with bypass & electrical pressure indicator					
PS	22PS10CTPR2D	Assembly with bypass & no indicator					

MXA.9*** & 22PS Suction Line Filters

MXA	MXA9511223	Assembly with bypass & dual visual indicators	10	48	10 micron nom.	G1 ¹ / ₄	MX1591410 (x4*)
PS	22PS10CTV2S4D	Assembly with bypass & gauge type visual indicator					
MXA	MXA9511023	Assembly without bypass, with visual indicators					
PS	22PS10CTPSX4D	Assembly without bypass, no indicator					

MXA.7*** Return Line Filters

MXA	MXA7551424	Assembly with bypass & dual visual indicators	10	300	10 micron abs.	G1 ¹ / ₂	MXR9550
MXA	MXA7511424	Assembly with bypass & dual visual indicators	10	350	10 micron nom.	G1 ¹ / ₂	MX1591410 (x4*)

MXA.7*** Suction Line Filters

MXA	MXA7551223	Assembly with bypass & visual indicators	10	80	10 micron abs.	G1 ¹ / ₂	MXR9550
	MXA7551023	Assembly without bypass with visual indicators					
MXA	MXA7511223	Assembly with bypass & visual indicators	10	80	10 micron nom.	G1 ¹ / ₂	MX1591410 (x4*)
	MXA7511023	Assembly without bypass with visual indicators					

The Maxiflow Series 7*** can be specified with additional visual or electrical indicators. Please consult Parker Filtration for details

Note: Elements marked with (x4*) are only available in packs of 4